


eRead usage tips and FAQs:

Can I search for ebooks from the Highwood website?

You can search for and check out ebooks from the Highwood Library Catalog webpage. Simply go to the Highwood Library Catalog and search for your item(s). Ebooks, including audiobooks, are listed under the location "Internet" and contain "Axis360" in the title. To check out an available item, log in to your account, click on the book, then click "Download this item" in the preferred format. You can then access the ebook from the eRead website or download it onto a mobile device with the Axis 360 app.


How do I search for a specific item on the eRead website?

- Enter your query into the white window next to the magnifying glass icon , in the top center of the page.
- To do an advanced search, click on "advanced search" located just under the magnifying glass. Enter your query and choose the appropriate category for your search.

How do I search only for items currently available? Only ebooks? Only audiobooks?

- If you are on the homepage or a general subject search page, use the drop-down arrows on the right side of the screen to choose only items that are available now or to choose a specific format.
- If you are in a specific subject search, click on "refine" on the right side of the page to sort by availability and format.

How can I browse by subject matter?

Click on the menu icon, , on the top left, click "browse by subject" and then choose your preferred category and sub-category (if applicable).

How long is the checkout period?

As of January 2, 2019, books can now be borrowed for 14 days instead of the previous 21 days.

Which devices can I use to read ebooks?

You can use any PC, Mac, Chromebook, or mobile device to check out ebooks from the eRead Illinois website and read or listen to them using the browser-based Read Now and Listen Now players.

You can also read or listen to ebooks using the mobile Axis360 app on certain devices. The following devices can use the Axis 360 mobile app:

- All iOS devices running iOS 8 or later.
- All Android devices running Android 4.4.2 or later.

- Third generation and newer Kindle Fire, Kindle Fire HD, and Kindle Fire HDX devices.


Please note that audiobooks may not play on third generation Kindle Fires using the mobile app. Also note that older Kindle Fires, Kindle Paperwhites, and basic Kindles are not compatible with the Axis 360 mobile app.

For a complete listing of compatible devices, please see [the Axis 360 Device Compatibility Matrix](#).


What can I do if an item is unavailable?

If a title is currently unavailable, you can place a hold on it from the eRead Illinois website. (Note: you can **not** place a hold from the Highwood Library Catalog.) Click on the book, then click "Place on Hold". You will receive an email when the item is available for checkout. You can also place an item into your "Wish list" to save for a later date.

How can I find books I have checked out? How can I continue reading a book I closed?

To see items you have checked out, log in to eRead Illinois, click on the menu icon, , on the top left and choose "checkouts". You can also see items you currently have on hold, in your wish list, and recommendations.


How long will I have to wait for an item placed on hold?

To check the anticipated wait time for an item you've place on hold, log in to your account and click on the menu icon, , on the top left and choose "holds". Your position in the queue will appear next to each title on hold. You can click on the book to see the estimated wait in days. You can also remove items from your hold, or suspend a hold. Once a hold becomes available, you will have two (2) days to check the item out before it will be made available to the next user.

Can I make the text larger?

To change font sizes, drag your mouse icon towards the top of the book and click on the **Aa** icon. You can make your text larger or smaller. You can also change the page layout and color theme.

Can I renew an ebook?

You can renew a book if there are no holds placed on it. Log in to your account, click on the menu icon, , on the top left and choose "checkouts". If an item is renewable, a button with "renew" on it will appear. Click on the "renew" button and confirm your renewal.